









SAWING

PIPETOOLS CATALOGUE




Sawing

	Universal electric reciprocating saws	60
	Cordless universal reciprocating saw	62
	Electric reciprocating pipe saws	64
	Pneumatic reciprocating pipe saw	66
	Cordless pipe reciprocating saw	68
	Saw blades for reciprocating saws	70
	Circular pipe sawing machine	72
	Universal circular metal sawing machine	73



Aggressive orbital action by vertical hacking motion of saw blade provides forceful, fast forward feed, excellent chip flow and long service life of saw blades.


Fixed orbital action, running in needle bearings, ensures long-lasting and forceful sawing also during extreme load conditions, e.g. sawing of steel pipe. Adjustable mechanisms with a great variety of parts and a reduced system stability do not withstand the high in-feed pressure and the heavy-duty requirements of forceful cutting of steel pipes, particularly when a guide support with leverage is being used.



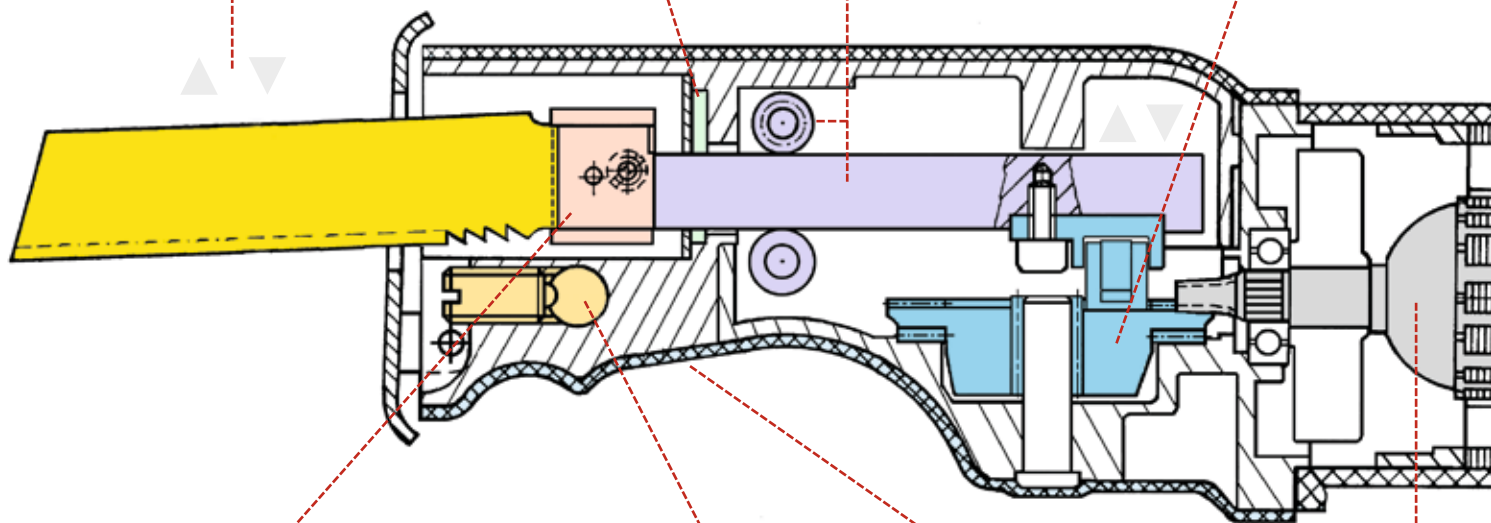
Sturdy, square lift rod in special solid steel, mounted precisely in needle bearings towards the force direction and along the complete stroke length, for distortion-free, precise cutting also during tough use and by applying multiple sawing force, e.g. using a guide support with leverage. For extremely long service life.

Special high sliding silicone gasket protects gear against water and dust.

ANC



Super stable, water and dust resistant, maintenance-free oscillating gear enables a simultaneous generation of saw and orbital stroke of lift rod and saw blade. Allround needle bearing mounted crank drive (ANC) reduces friction, heat generation, wear. Thus long service life also at extreme sawing.



Universal saw blade clamp for mounting all saw blades – with universal or double tang – without changing or turning the saw blade thrust piece.



Guide support for 400 % additional sawing force for fast, effortless sawing. Also for effortless demolition work.

V/bar

Drive motors
230 V, 110 V, 48 V,
22 V, 6 bar

Ergonomically shaped front housing grip with slip resistant protection cover, for forceful feed forward while sawing free-hand.



Vario-Electronic

Electronic stepless speed control of drive unit for sensitive start-sawing and for stroke selection during sawing according to the material. The stroke speed is controlled continuously by variable pressure on the touch switch from 0 to 2,800 rpm (REMS Puma VE), 0 to 2,400 rpm (REMS Cat VE, REMS Tiger VE) or 0 to 1,900 rpm (REMS Cat 22V VE, REMS Tiger 22V VE) (accelerator switch).



Ideal speed

Deliberately fixed speed. Therefore optimum cutting speed for maximum protection of motor and gear and maximum service life of saw blades. The ideal cutting speed of 2,400 rpm has been determined by extensive sawing tests with steel pipe which lead to optimum performance in combination with the aggressive, fixed orbital action, guide support and REMS special saw blade.



Power-transferring guide support

For assembly and dismantling. Guide support with five-fold force transmitting leverage allows effortless, fast, right angled sawing anywhere on site, without a vice. Ideal handling, easy and rapid to operate, positioned with one hand only for chucking and sawing. No loose swinging chain and cumbersome handling as with chain vice. No danger of jamming by limitation of swing angle. 400 % additional sawing force for effortless, super fast sawing during assembly and dismantling, e.g. 2" steel pipe in only 8 s. Straight machine handle for optimum forward feed.



Speed-Regulation

Stepless electronic speed control of drive unit for selecting the speed according to the material. Ideal for sawing stainless steel pipe, cast pipe and for sawing boilers, tanks, bath tubs etc. The speed is continuously adjustable between 700 and 2,200 rpm on the dial. The electronic speed control which is being used keeps the selected speed constant, also under load, including speed generator, control electronics, residual current limitation for sensitive start-sawing, motor temperature control of field wires with PTC resistance (Positive Temperature Coefficient) and stall protection of gear and motor.



Weight

High sawing efficiency at low weight by innovative, proven technology and perfect tuning of all components. For effortless, fatigue-free sawing and easy handling.



Power

All power data stated to be understood as the rated power input. The drive motors of REMS reciprocating saws have a very high efficiency of approx. 65% thanks to an outstanding technology and quality. Therefore the user has a high power output available which is useful particularly for sawing difficult-to-cut materials, e.g. steel pipe. High power output can only be used fully by levered sawing, e.g. with the REMS guide support.



Drive Motors

Depending on model universal motors of voltages of 230 V, 110 V, 48 V, battery motors 22 V or pneumatic motors for 6 bar operating pressures are used. All drive motors are extremely powerful, fulfill highest quality demands and come with large power reserves, for long service life.



Saw blade holder with quick-change system

Practical saw blade holder with quick-change system for fast saw blade changing without tools. For holding single tang saw blades.



Continuously adjustable support shoe

Swivel support shoe for safe guiding of the saw on the material to be sawn. Support shoe continuously adjustable in longitudinal direction by 40 mm for better utilisation of partially blunted saw blades and for setting the plunge-in depth of the saw blade in the material.



Anti-vibration system

Special drive technology with mass compensation and vibration damping handles. For low vibration, effortless sawing.



Saw blade can be inserted turned 180°.

Saw blade can be inserted with the teeth facing down or turned 180° facing up for cuts in confined spaces with difficult access.

Powerful power tool for universal free-hand sawing. Only 3.8 kg. Ideal for assembly, disassembly, repair.

Many materials, e.g. wood, wood with nails, pallets, metal, even stainless steel, cast iron, breeze blocks, plaster boards, pumice stone, brick

REMS Puma VE – the powerful universal saw with anti-vibration system. Quick saw blade change without tools. Adjustable support shoe.

Universal use

Can be used anywhere, free hand, over head, in tight corners, flush with the wall. Extremely versatile and powerful. For all sawing work on the building site and for rescue and emergency operations. Also for plunge-cut sawing.

Design

Powerful, suitable for building sites. Handy, easy grip shape. Only 3.8 kg. Ergonomically designed front housing grip with non-slip, heat insulating protective jacket with soft grip, for powerful sawing thrust. Practical D-shaped handle with vibration damping soft grip. Drive rod runs in an enclosed drive housing for safe work. Large saw blade stroke, 30 mm, for better cut clearance. Fast stroke speed up to 2,800 rpm for fast sawing thrust and effective sawing. Robust crank drive, maintenance-free. High sliding special seal. Powerful, high capacity universal motor with large power reserve, 1,300 W, safety switch. 4 m long connecting lead. Safety switch.

Anti-vibration system

Special drive technology with mass compensation and vibration damping handles. For low vibration, effortless sawing.

Vario-Electronic

Continuous electronic stroke speed control for gentle start of sawing and selection of a stroke speed suitable for the material. The stroke speed can be continuously controlled by variable pressure on the safety switch from 0 to 2,800 rpm (accelerator switch).

Saw blade holder with quick-change system




Practical saw blade holder with quick-change system for fast saw blade changing without tools. For holding single tang saw blades. Saw blade can be inserted with the teeth facing down or turned 180° facing up for cuts in confined spaces with difficult access.

REMS saw blades

Full range of REMS saw blades for free-hand sawing of different materials (page 71).

Continuously adjustable support shoe

Swivel support shoe for safe guiding of the saw on the material to be sawn. Support shoe continuously adjustable in longitudinal direction by 40 mm for better utilisation of partially blunted saw blades and for setting the plunge-in depth of the saw blade in the material. For economical working.



Info

Supply format

REMS Puma VE Set. Electric universal reciprocating saw with Vario-Electronic (VE) for free-hand sawing, with anti-vibration system. Drive machine with D-shaped handle with soft grip, maintenance-free crank drive, powerful 230 V, 50–60 Hz, 1,300 W universal motor, safety switch, connecting cable 4 m. Continuous electronic stroke speed control (accelerator switch) 0 to 2,800 rpm. 30 mm stroke. Saw blade holder with quick-change system Adjustable support shoe. Hexagon key. 1 REMS saw blade 210-1.8/2.5. In sturdy steel case.

	Art.-No.	
	560023	

Other voltages on request.

Accessories

Description	Art.-No.	
REMS Puma VE drive unit	560003	
REMS saw blades see page 71.		
Steel case	566051	



REMS



Powerful, robust, handy power tool for universal free-hand sawing. Only 3.0 kg. Ideal for assembly, dismantling, repair.

Many materials, e.g. wood, wood with nails, pallets, metal, even stainless steel, cast iron, breeze blocks, plaster boards, pumice stone, brick

Especially also for steel pipes

REMS Cat VE – saws anything, anywhere.

Extremely versatile and powerful.

Robust and handy.

Universal use

Ready for use anywhere, free-hand, overhead, in confined areas, flush to wall. Extremely versatile and efficient. Especially also for sawing metal pipes, sawing up boilers, tanks, bath tubs. For rescue and emergency operations. Also for plunge-cut sawing.

Design

Robust, job site-proven. Slender, handy design. Super light, only 3.0 kg. Ergonomically shaped front housing grip with slip resistant, heat insulating protection cover with soft grip, for forceful feed forward. Proven D-shaped handle. Swivel support shoe for safe guiding of the saw on the material to be sawn. High sliding silicone gasket protects gear against water and dust. Powerful universal motor with ample reserve capacity, 1050 W. Safety tip switch.

Sturdy, square lift rod

In special solid steel, mounted precisely in needle bearings towards the force direction and along the complete stroke length, for distortion-free, precise cutting also during tough use. For extremely long service life. Drive rod runs in an enclosed housing for safe work.

Oscillating drive with ANC

Super stable, water and dust resistant, maintenance-free oscillating drive for simultaneous generation of sawing stroke and orbital action of lift rod and saw blade. Allround needle bearing mounted crank drive (ANC) reduces friction, heat generation, wear. For long service life of drive also at extreme sawing.

Aggressive orbital action

Aggressive orbital action by vertical hacking motion of saw blade provides forceful, fast forward feed, excellent chip flow and long service life of saw blades. Fixed orbital action, running in needle bearings, ensures long-lasting and forceful sawing also during extreme load conditions, e.g. sawing of steel pipe.

Vario-Electronic

Electronic stepless speed control of drive unit for sensitive start sawing and for speed selection during sawing. The speed is controlled by pressing the tip switch steplessly from 0 to 2,400 rpm (acceleration switch).

Universal saw blade clamp


All saw blades – with universal or double tang – can be clamped without changing or turning the saw blade thrust piece.

REMS universal saw blade

Only 1 REMS universal saw blade (page 70) for all sawing work instead of many different saw blades. Double tang for free-hand sawing and sawing with guide holder.

REMS saw blades

Full range of REMS saw blades for free-hand sawing of different materials (page 71).



German Quality Product



Info



3.0 kg	1050 W	230 V	VE
ANC			

Supply format

REMS Cat VE Set. Electric universal reciprocating saw with Vario-Electronic (VE) for free-hand sawing. Drive unit with D-shaped handle, maintenance-free, water and dust resistant oscillating drive with allround needle bearing mounted crank drive (ANC), aggressive orbital action, powerful universal motor 230 V or 110 V, 50–60 Hz, 1050 W, safety tip switch. Electronic stepless speed control (acceleration switch) 0 to 2,400 rpm. Universal saw blade clamp. Hexagon key. 1 REMS universal saw blade 150-1.8/2.5. In sturdy steel case.

	Art.-No.	
	560040	

Other voltages on request.

Accessories

Description	Art.-No.	
REMS Cat VE drive unit	560004	
REMS saw blades see page 70 – 71.		
Steel case	566005	



REMS Cat 22 V VE

Cordless universal reciprocating saw

Powerful, mobile, handy power tool for universal free-hand sawing. Only 3.1 kg. Ideal for assembly, dismantling, repair. Li-Ion 22V Technology. For battery and corded operation.

Many materials, e.g. wood, wood with nails, pallets, metal, even stainless steel, cast iron, breeze blocks, plaster boards, pumice stone, brick

Especially also for steel pipes

REMS Cat 22 V VE – saws anything, anywhere.
Mobile, handy, light. Li-Ion 21.6 V, 5.0 Ah battery, for approx. 75 1" steel pipe cuts with one battery charge*.

Universal use

Ready for use anywhere, free-hand, overhead, in confined areas, flush to wall. Mains independent. Extremely versatile and efficient, particularly for metal. Saws metal pipes, boilers, tanks, bath tubs, window frames, etc., for rescue and disaster service operations. Also for plunge-cut sawing.

Design

Robust, job site-proven. Mobile, handy, light. Drive unit with battery pack weighs only 3.1 kg. Slim form. Ergonomically shaped front housing grip with slip resistant, heat insulating protection cover with soft grip, for forceful feed forward. Practical D-shaped handle with soft grip. Swivel support shoe for safe guiding of the saw on the material to be sawn. High sliding silicone gasket protects gear against water and dust. Powerful 21.6 V battery motor with ample reserve capacity, 500 W output. Safety tip switch. Machine status check with overload protection of the drive unit against too high currents, with overheating protection by motor temperature monitoring (NTC), with electronic battery charging status check with charging level indication by a 2-coloured green/red LED.

Sturdy, square lift rod

In special solid steel, mounted precisely in needle bearings towards the force direction and along the complete stroke length, for distortion-free, precise cutting also during tough use. For extremely long service life.

Oscillating drive with ANC

Super stable, water and dust resistant, maintenance-free oscillating drive for simultaneous generation of sawing stroke and orbital action of lift rod and saw blade. Allround needle bearing mounted crank drive (ANC) reduces friction, heat generation, wear. For long service life of drive also at extreme sawing.

Vario-Electronic

Electronic stepless speed control of drive unit for sensitive start sawing and for speed selection during sawing. The speed is controlled by pressing the tip switch steplessly from 0 to 1,900 rpm (acceleration switch).

Aggressive orbital action

Aggressive orbital action by vertical hacking motion of saw blade provides forceful, fast forward feed, excellent chip flow and long service life of saw blades. Fixed orbital action, running in needle bearings, ensures long-lasting and forceful sawing also during extreme load conditions, e.g. sawing of steel pipe.

Battery or mains operation

Li-Ion 22V Technology. Highly resistant Li-Ion 21.6 V battery with 4.4, 5.0 or 9.0 Ah capacity, for long service life. Light and powerful. Li-Ion 21.6 V, 4.4 Ah battery, for approx. 66 1" steel pipe cuts, 5.0 Ah battery, for approx. 75 1" steel pipe cuts, 9.0 Ah for approx. 140 1" steel pipe cuts with one battery charge*. Graduated charging status check by coloured LEDs. Operating temperature range – 10 to + 60 °C. No memory effect for maximum battery power. Rapid charger 100–240 V, 90 W. Rapid charger 100–240 V, 290 W, for shorter charging times, as accessory. Voltage supply 220–240 V/21.6 V, 40 A output, for mains operation instead of Li-Ion battery 21.6 V, as accessory.

Universal saw blade clamp

All saw blades – with universal or double tang – can be clamped without changing or turning the saw blade thrust piece.

REMS universal saw blade

Only 1 REMS universal saw blade (page 70) for all sawing work instead of many different saw blades. Double tang for free-hand sawing and sawing with guide holder.

REMS saw blades

Full range of REMS saw blades for free-hand sawing of different materials (page 71).



German Quality Product



Supply format

REMS Cat 22 V VE Set. Battery driven universal reciprocating saw with Vario-Electronic (VE) for free-hand sawing. Drive unit with D-shaped handle, maintenance-free, water and dust resistant oscillating drive with allround needle bearing mounted crank drive (ANC), aggressive orbital action, powerful 21.6 V battery motor, safety tip switch. Electronic stepless speed control (acceleration switch) 0 to 1,900 rpm. Machine status check with overload protection, temperature monitoring, battery charging status check. Li-Ion 21.6V, 5.0Ah battery, 100–240V, 50–60 Hz, 90W rapid charger. Universal saw blade clamp. Hexagon key. 1 pcs REMS universal saw blade 150-1.8/2.5. In sturdy steel case.

	Art.-No.	
	560052	

Other voltages on request.

Accessories

Description	Art.-No.	
REMS saw blades see page 70 – 71.		
REMS Cat 22 V VE drive unit, without battery	560010	
Battery Li-Ion 21.6 V, 4.4 Ah	571574	
Battery Li-Ion 21.6 V, 5.0 Ah	571581	
Battery Li-Ion 21.6 V, 9.0 Ah	571583	
Rapid charger 100 – 240 V, 50 – 60 Hz, 90 W	571585	
Rapid charger 100 – 240 V, 50 – 60 Hz, 290 W	571587	
Voltage supply 220 – 240 V/21.6 V, 50 – 60 Hz, 40 A, for mains operation instead of battery Li-Ion 21.6 V	571578	
Steel case with inlay	566030	
REMS Lumen 2800 22 V, cordless LED flood light, see page 111		



* Ambient temperature approx. 20°C.

Powerful, robust, handy power tool with force-transmitting guide holder for effortless, fast, right-angled sawing everywhere on site, without a vice. Also for universal free-hand sawing. Only 3.0 kg. Ideal for assembly, dismantling, repair.

Ideal for steel pipes and others.

Many materials, e.g. wood, wood with nails, pallets, metal, even stainless steel, cast iron, breeze blocks, plaster boards, pumice stone, brick

For materials that are difficult to cut, e.g. stainless steel pipes, hard cast iron, use the REMS Tiger SR with electronic stroke speed control.

REMS Tiger – the saw for the pipe fitter.

Saws effortless, fast, right angle.

Robust and handy.

Power-transferring guide support

400 % additional sawing force for effortless, super fast sawing, e.g. 2" steel pipe in only 8 s. For assembly and dismantling. Guide support with five-fold force transmitting leverage allows effortless, fast, right angled sawing anywhere on site, without a vice. Ideal handling, easy and rapid to operate, positioned with one hand only for chucking and sawing. No loose swinging chain and cumbersome handling as with chain vice. No danger of jamming by limitation of swing angle. For optimum in-feed with guide support a straight machine handle is advantageous.

Right angle sawing

Right angle cut thanks to REMS guide support and REMS special saw blade. Essential for subsequent operations in pipe installation.

REMS special saw blade

REMS special saw blade (page 70), extra thick, rigid and unbendable, double tang, absolutely essential for right-angled sawing and fast disassembly of steel pipes with force-transmitting guide holder.

REMS universal saw blade

Only 1 REMS universal saw blade (page 70) for all sawing work instead of many different saw blades. Double tang for free-hand sawing and sawing with guide holder.

REMS saw blades

Full range of REMS saw blades for free-hand sawing of different materials (page 71).

Universal saw blade clamp

All saw blades – with universal or double tang – can be clamped without changing or turning the saw blade thrust piece.

Design

Robust, job site-proven. Slender, handy design. Super light, only 3.0 kg. Can be used anywhere. Ergonomically shaped front housing grip with slip resistant protection cover for forceful feed forward during free-hand sawing. Choice of practical D-shaped handle, advantageous during free-hand sawing, or straight machine handle, advantageous during sawing with guide support. Swivel support shoe for safe guiding of the saw on the material to be sawn. High sliding silicone gasket protects gear against water and dust. Powerful universal motor with ample reserve capacity, 1050 W respectively 1400 W (REMS Tiger SR). Safety tip switch. Choice of drive unit with fixed, ideal speed, electronic speed control (Vario-Electronic) or electronic speed regulation. Overload protection (REMS Tiger) protects motor, gear and saw blade. The electronic tachometer speed controller (REMS Tiger SR) used for control keeps the preselected number of strokes constant even under load and includes tachogenerator, electronic control, start-up current limiter for soft start-up, overheating protection by temperature monitoring of the field winding of the motor with PTC resistance (Positive Temperature Coefficient) and blocking protection for gearbox and motor.

Sturdy, square lift rod

In special solid steel, mounted precisely in needle bearings towards the force direction and along the complete stroke length, for distortion-free, precise cutting also during tough use. For extremely long service life. Drive rod runs in an enclosed housing for safe work.

Oscillating drive with ANC



Super stable, water and dust resistant, maintenance-free oscillating drive for simultaneous generation of sawing stroke and orbital action of lift rod and saw blade. Allround needle bearing mounted crank drive (ANC) reduces friction, heat generation, wear. For long service life of drive also at extreme sawing.

Aggressive orbital action

Aggressive orbital action by vertical hacking motion of saw blade provides forceful, fast forward feed, excellent chip flow and long service life of saw blades. Fixed orbital action, running in needle bearings, ensures long-lasting and forceful sawing also during extreme load conditions, e.g. sawing of steel pipe. Adjustable mechanisms with a great variety of parts and a reduced system stability do not withstand the high feed forward pressure and the heavy-duty requirements of forceful cutting of steel pipes, particularly when a guide support with leverage is being used.



German Quality Product



Ideal speed (REMS Tiger)

Deliberately fixed speed. Therefore optimum cutting speed for maximum protection of motor and gear and maximum service life of saw blades. The ideal cutting speed of 2,400 rpm has been determined by extensive sawing tests with steel pipe which lead to optimum performance in combination with the aggressive, fixed orbital action, guide support and REMS special saw blade.

Vario-Electronic (REMS Tiger VE)

Electronic stepless speed control of drive unit for sensitive start-sawing and for speed selection during sawing according to the material. Also for plunge-cut sawing. The stroke speed can be continuously controlled by variable pressure on the safety switch from 0 to 2,400 rpm (accelerator switch).

Speed Regulation (REMS Tiger SR)

Stepless electronic speed control of drive unit for selecting the stroke according to the material. Ideal for sawing stainless steel pipe, cast pipe and for sawing boilers, tanks, bath tubs etc. Also for plunge-cut sawing. The number of strokes is steplessly adjustable on the dial from 700 to 2,200 rpm.



Anywhere,
without vice!



German Quality Product



Supply format

REMS Tiger Set. Electric reciprocating pipe saw for effortless, fast, right angle sawing with guide support and for free-hand sawing. Drive unit with straight machine handle, maintenance-free, water and dust resistant oscillating drive with allround needle bearing mounted crank drive (ANC), aggressive orbital action, powerful universal motor 230 V or 110 V, 50–60 Hz, 1050 W, safety tip switch. Fixed stroke 2,400 rpm. Overload protection. Universal saw blade clamp. Hexagon key. Guide support 2". 2 pcs. REMS special saw blades 2"/140-3.2. In sturdy steel case.

	Art.-No.
	560020

Other voltages, also 48 V on request.

Supply format

REMS Tiger VE Set. Electric reciprocating pipe saw with Vario-Electronic for effortless, fast, right angle sawing with guide support and for free-hand sawing. Drive unit with D-shape handle, maintenance-free, water and dust resistant oscillating drive with allround needle bearing mounted crank drive (ANC), aggressive orbital action, powerful universal motor 230 V or 110 V, 50–60 Hz, 1050 W, safety tip switch. Electronic stepless speed control (acceleration switch) 0 to 2,400 rpm. Universal saw blade clamp. Hexagon key. Guide support 2". 2 pcs. REMS special saw blades 2"/140-3.2. In sturdy steel case.

	Art.-No.
	560027

Other voltages on request.

Supply format

REMS Tiger SR Set. Electric reciprocating pipe saw with speed regulation (SR) for effortless, fast, right angle sawing with guide support and for free-hand sawing. Drive unit with straight machine handle, maintenance-free, water and dust resistant oscillating drive with allround needle bearing mounted crank drive (ANC), aggressive orbital action, powerful universal motor 230 V or 110 V, 50–60 Hz, 1400 W, safety tip switch. Stepless electronic speed control 700 to 2,200 rpm with sensitive start-sawing, speed generator, temperature control and stall protection. Universal saw blade clamp. Hexagon key. Guide support 2". 2 pcs. REMS special saw blades 2"/140-3.2. In sturdy steel case.

	Art.-No.
	560026

Other voltages on request.

Accessories

Description	Art.-No.
REMS Tiger drive unit	560000
REMS Tiger VE drive unit	560008
REMS Tiger ANC SR drive unit	560001
REMS saw blades see page 70–71.	
Guide support 2" , for pipes Ø 1/8–2"	563000
Guide support 4" , for pipes Ø 2 1/2–4"	563100
Guide support 6" , for pipes Ø 5–6"	563200
Dual purpose holder for sawing and threading, with REMS Tiger and REMS Amigo E, Amigo, Amigo 2	543100
Protective cap for guide support 2" , 4" and 6", for clamping of thin-walled material	563008
Steel case	566051



Info

3.0 kg	1050 W	230 V	n ideal	
ANC				



3.0 kg	1050 W	230 V	VE	
ANC				



Info

3.1 kg	1400 W	230 V	SR	
ANC				INOX



REMS Tiger pneumatic

Pneumatic reciprocating pipe saw

Powerful, robust, handy compressed air tool with force-transmitting guide holder for effortless, fast, right-angled sawing everywhere on site, without a vice. Also for universal free-hand sawing. Ideal for use in dangerous, e.g. in wet environment. For assembly, dismantling, repair.

Ideal for steel pipes and others.

Many materials, e.g. wood, wood with nails, pallets, metal, even stainless steel, cast iron, breeze blocks, plaster boards, pumice stone, brick

For materials that are difficult to cut, e.g. stainless steel pipes, hard cast iron, use the REMS Tiger SR with electronic stroke speed control.

REMS Tiger pneumatic – for sawing in dangerous environment.

Saws effortless, fast, right-angle. Force transmitting guide support for 400 % more sawing power.

Sturdy, square lift rod. Oscillating drive with ANC.

Aggressive orbital action for fast feed forward sawing and long service life of saw blades. Universal saw blade clamp.

Design

Robust, job site-proven. Slender, handy design. Super light, only 3.8 kg. Can be used anywhere. Ergonomically shaped front housing grip with slip resistant, heat insulating protection cover with soft grip, for forceful feed forward during free-hand sawing. Swivel support shoe for safe guiding of the saw on the material to be sawn. High sliding silicone gasket protects gear against water and dust. Powerful pneumatic motor with ample reserve capacity, 1000 W. Stroke speed control (accelerator switch) 0 to 1,700 rpm. Operating pressure 6 bar, air consumption $\leq 1.6 \text{ m}^3/\text{min}$. Safety switch with lock.

Additional description see REMS Tiger, page 64–65.



German Quality Product



Info



3.8 kg	1000 W	6 bar
ANC		

Supply format

REMS Tiger pneumatic Set. Pneumatic reciprocating pipe saw for effortless, fast, right angle sawing with guide support and for free-hand sawing. Drive unit with straight machine handle, maintenance-free, water and dust resistant oscillating drive with allround needle bearing mounted crank drive (ANC), aggressive orbital action, powerful pneumatic 1000 W, operating pressure 6 bar, safety switch with lock. Stroke speed control (accelerator switch) 0 to 1,700 rpm. Air inlet hose, air outlet hose. Universal saw blade clamp. Hexagon key. Guide support 2". 2 pcs. REMS special saw blades 2"/140-3.2. In sturdy steel case.

	Art.-No.	
	560022	

Accessories

Description	Art.-No.	
REMS saw blades see page 70–71.		
REMS Tiger pneumatic drive unit	560002	
Guide support 2" , for pipes $\varnothing \frac{1}{2}$ –2"	563000	
Guide support 4" , for pipes $\varnothing 2\frac{1}{2}$ –4"	563100	
Guide support 6" , for pipes $\varnothing 5$ –6"	563200	
Dual purpose holder for sawing and threading, with REMS Tiger and REMS Amigo E, Amigo, Amigo 2	543100	
Protective cap for guide support 2", 4" and 6" , for clamping of thin-walled material	563008	
Steel case	566051	





REMS
Spezial 2" (140-3,2 HSS-Bi)
Art.-Nr. 501001
Made in Germany

ANC

REMS
22V

REMS 22V 9.0

REMS 22V 9.0

REMS Tiger 22 V VE

Cordless pipe reciprocating saw

Powerful, mobile, handy power tool with force-transmitting guide holder for effortless, fast, right-angled sawing everywhere on site, without a vice. Also for universal free-hand sawing. Only 3.4 kg. Ideal for assembly, dismantling, repair. Li-Ion 22V Technology. For battery and corded operation.

Ideal for steel pipes and others.

Many materials, e.g. wood, wood with nails, pallets, metal, even stainless steel, cast iron, breeze blocks, plaster boards, pumice stone, brick

REMS Tiger 22 V VE – the saw for the pipe fitter.

Saws effortless, fast, right angle. Mobile, handy, light.

Li-Ion 21.6V, 9.0Ah battery, for approx. 80 1" steel pipe cuts with guide holder for approx. 140 1" steel pipe cuts without guide holder with one battery charge*.

Power-transferring guide support

400 % additional sawing force for effortless, super fast sawing, e.g. 2" steel pipe in only 11 s. For assembly and dismantling. Guide support with five-fold force transmitting leverage allows effortless, fast, right angled sawing anywhere on site, without a vice. Ideal handling, easy and rapid to operate, positioned with one hand only for chucking and sawing. No loose swinging chain and cumbersome handling as with chain vice. No danger of jamming by limitation of swing angle.

Right angle sawing

Right angle cut thanks to REMS guide support and REMS special saw blade. Essential for subsequent operations in pipe installation.

REMS special saw blade

REMS special saw blade (page 70), extra thick, rigid and unbendable, double tang, absolutely essential for right-angled sawing and fast disassembly of steel pipes with force-transmitting guide holder.

REMS universal saw blade

Only 1 REMS universal saw blade (page 70) for all sawing work instead of many different saw blades. Double tang for free-hand sawing and sawing with guide holder.

REMS saw blades

Full range of REMS saw blades for free-hand sawing of different materials (page 71).

Universal saw blade clamp

All saw blades – with universal or double tang – can be clamped without changing or turning the saw blade thrust piece.

Design

Robust, job site-proven. Mobile, handy, light. Drive unit with battery pack weighs only 3.4 kg. Slim form. Can be used anywhere. Ergonomically shaped front housing grip with slip resistant protection cover for forceful feed forward during free-hand sawing. Practical D-shaped handle with soft grip. Swivel support shoe for safe guiding of the saw on the material to be sawn. High sliding silicone gasket protects gear against water and dust. Powerful 21.6 V battery motor with ample reserve capacity, 500 W output. Safety tip switch. Machine status check with overload protection of the drive unit against too high currents, with overheating protection by motor temperature monitoring (NTC), with electronic battery charging status check with charging level indication by a 2-coloured green/red LED.

Sturdy, square lift rod

In special solid steel, mounted precisely in needle bearings towards the force direction and along the complete stroke length, for distortion-free, precise cutting also during tough use. For extremely long service life. Drive rod runs in an enclosed housing for safe work.

Oscillating drive with ANC

Super stable, water and dust resistant, maintenance-free oscillating drive for simultaneous generation of sawing stroke and orbital action of lift rod and saw blade. Allround needle bearing mounted crank drive (ANC) reduces friction, heat generation, wear. For long service life of drive also at extreme sawing.

Vario-Electronic

Electronic stepless speed control of drive unit for sensitive start sawing and for speed selection during sawing. The speed is controlled by pressing the tip switch steplessly from 0 to 1,900 rpm (acceleration switch).

Aggressive orbital action

Aggressive orbital action by vertical hacking motion of saw blade provides forceful, fast forward feed, excellent chip flow and long service life of saw blades. Fixed orbital action, running in needle bearings, ensures long-lasting and forceful sawing also during extreme load conditions, e.g. sawing of steel pipe.



German Quality Product



Battery or mains operation

Li-Ion 22V Technology. Highly resistant Li-Ion 21.6V battery with 9.0 Ah capacity, for long service life. Light and powerful, for approx. 80 1" steel pipe cuts with guide holder or approx. 135 1" steel pipe cuts without guide holder with one battery charge*. Graduated charging status check by coloured LEDs. Operating temperature range – 10 to + 60 °C. No memory effect for maximum battery power. Rapid charger 100–240V, 90W. Rapid charger 100–240V, 290W, for shorter charging times, as accessory. Voltage supply 220–240V/21.6V, 40A output, for mains operation instead of Li-Ion battery 21.6 V, as accessory.

Universal saw blade clamp

All saw blades – with universal or double tang – can be clamped without changing or turning the saw blade thrust piece.

Supply format

REMS Tiger 22 V VE Set. Cordless pipe reciprocating saw with Vario Electronics (VE) for effortless, fast, right-angled sawing with guide holder and for free-hand sawing. Drive unit with spade handle, maintenance-free, water and dust proof oscillation drive with all-round needle bearing crank drive (ANC), aggressive orbital stroke, powerful 21.6V, 500 W battery motor, safety switch. Continuous, electronic stroke speed control (accelerator switch) 0 to 1900 rpm. Machine status check with overload protection, temperature monitoring, battery charging status check. Li-Ion 21.6V, 9.0Ah battery, 100–240V, 50–60 Hz, 90W rapid charger. Universal saw blade clamp. Hexagon key. Guide support 2". 2 pcs. REMS special saw blades 2"/140-3.2. In sturdy steel case.

	Art.-No.	
	560053	

Other voltages on request.



3.4 kg

500W

21.6V

VE

ANC

Accessories

Description	Art.-No.	
REMS Tiger 22 V VE drive unit, without battery	560011	
REMS saw blades see page 70–71.		
Guide support 2", for pipes Ø ½–2"	563000	
Battery Li-Ion 21.6V, 9.0Ah	571583	
Rapid charger 100–240V, 50–60 Hz, 90W	571585	
Rapid charger 100–240V, 50–60 Hz, 290W	571587	
Voltage supply 220–240V/21.6V, 50–60 Hz, 40A, for mains operation instead of battery Li-Ion 21.6V	571578	
Steel case with inlay	566030	
REMS Lumen 2800 22V, cordless LED flood light, see page 111		



* Ambient temperature approx. 20°C.

REMS special saw blades

For REMS Tiger/VE/SR, Tiger pneumatic, Tiger 22V VE and other makes

Special saw blades for right angle sawing and for fast dismantling of steel pipes with power transmitting guide support.

Steel pipes

REMS special saw blades – for right-angled sawing with force-transmitting guide holder, for 400% more sawing power.

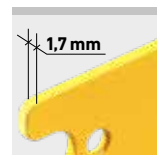
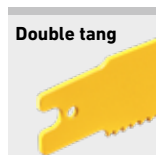
Specially developed for REMS Tiger.

Absolutely essential for right angle sawing and for fast dismantling with power transmitting guide support. This produces multiple thrust pressure by a five-fold force-transmitting leverage, for 400% more sawing power. Normal saw blades with single tang do not withstand the high feed pressure during sawing with guide support, they break at the mounting point.

For this reason, extra thick REMS special saw blade, resistant to bending and distortion.

Double tang mounting with exceptionally wide clamping face ensures accurate seating and high stability.

Coarse, corrugated tooth pattern for rapid sawing. Long service life.



German Quality Product



REMS special saw blades → REMS Tiger, etc.	Ø inches/ Length mm	Tooth pitch mm	Material*	Teeth	Colour			Art.-No.	
REMS special saw blade 2"/140-2.5 steel pipes ≤ 2"	2"/140	2.5	HSS-Bi		yellow	5		561007	
REMS special saw blade 2"/140-3.2 steel pipes ≤ 2"	2"/140	3.2	HSS-Bi		yellow	5		561001	
REMS special saw blade 4"/200-3.2 steel pipes ≤ 4"	4"/200	3.2	HSS-Bi		yellow	5		561002	
REMS special saw blade 6"/260-3.2 steel pipes ≤ 6"	6"/260	3.2	HSS-Bi		yellow	5		561008	

For hard-to-machine materials, e.g. stainless steel pipes, hard cast iron pipes, use the finer toothed REMS universal saw blade instead of the REMS special saw blade in combination with REMS Tiger SR with electronic speed regulation (page 65).

REMS universal saw blades

For REMS Cat VE, Tiger/VE/SR, Cat 22V VE and other makes

Universal saw blade for free-hand sawing and for sawing with power transmitting guide support. Instead of many different saw blades.

Many materials, e.g. wood, wood with nails, pallets, metal, even stainless steel, cast iron, breeze blocks, plaster boards, pumice stone, brick

Highly flexible, also ideal for sawing flush with the wall.

REMS universal saw blades – for all sawing jobs.

Only 1 universal saw blade instead of many different saw blades for all sawing jobs.

Resilient material, highly flexible, also for flush-to-wall sawing.

Double tang mounting with exceptionally wide clamping face for accurate seating and high stability. Also for sawing with power transmitting guide support. Single tang saw blades are unable to cope with the high thrust pressure when sawing with a guide holder, they break at the clamping point.

Alternating tooth pitch (combi-teeth) for fast, smooth cut, very highly hardened in the teeth area. Straight-set teeth.

Thus outstanding cutting performance and prolonged service life.



German Quality Product



REMS universal saw blades → REMS Tiger, REMS Cat, etc.	Length mm	Tooth pitch mm	Material*	Teeth	Colour			Art.-No.	
REMS universal saw blade 100-1.8/2.5 for all sawing work	100	Combo 1.8/2.5	HSS-Bi flexible		red	5		561006	
REMS universal saw blade 150-1.8/2.5 for all sawing work	150	Combo 1.8/2.5	HSS-Bi flexible		red	5		561005	
REMS universal saw blade 200-1.8/2.5 for all sawing work	200	Combo 1.8/2.5	HSS-Bi flexible		red	5		561003	
REMS universal saw blade 300-1.8/2.5 for all sawing work	300	Combo 1.8/2.5	HSS-Bi flexible		red	5		561004	

Also for nail-embedded wood, pallets. For hard-to-machine materials, e.g. stainless steel pipes, hard cast iron pipes, lower speed required, e.g. by using REMS Tiger SR with electronic speed regulation (page 65).





REMS saw blades

For REMS Puma VE, Cat VE, Tiger/VE/SR,
Cat 22V VE, Tiger 22V VE and other makes

Saw blades for free-hand sawing for different materials.






















Alternating tooth pitch (combi-teeth) for fast, smooth cut, also when sawing mixed materials (wood/metal).

Flexible saw blades, also for sawing flush with wall.

-  Corrugated teeth for smooth cut with low tooth pitch.
-  Straight-set teeth for aggressive cut with coarse tooth pitch.
-  Straight teeth for saw blades with very wide carbide teeth.
-  Carbide-granulate for materials that are difficult to cut.


















German Quality Product

















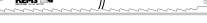


REMS saw blades for metal → REMS Puma, REMS Cat, REMS Tiger, etc.	Length mm	Tooth pitch mm	Material*	Teeth	Colour			Art.-No.	
REMS saw blade 150-1 sheet metal, metal, also stainless steel, ≥ 1.2 mm	150	1	HSS-Bi flexible		red	5		561105	
REMS saw blade 200-1 sheet metal, metal, also stainless steel, ≥ 1.2 mm	200	1	HSS-Bi flexible		red	5		561106	
REMS saw blade 90-1.4 , curved blade metal, also stainless steel, ≥ 1.5 mm	90	1.4	HSS-Bi		red	5		561107	
REMS saw blade 150-1.4 metal, also stainless steel, ≥ 1.5 mm	150	1.4	HSS-Bi flexible		red	5		561104	
REMS saw blade 200-1.4 metal, also stainless steel, ≥ 1.5 mm	200	1.4	HSS-Bi flexible		red	5		561108	
REMS saw blade 100-1.8 metal, also stainless steel, ≥ 2 mm	100	1.8	HSS-Bi flexible		red	5		561101	
REMS saw blade 150-1.8 metal, also stainless steel, ≥ 2 mm	150	1.8	HSS-Bi flexible		red	5		561103	
REMS saw blade 200-1.8 metal, also stainless steel, ≥ 2 mm	200	1.8	HSS-Bi flexible		red	5		561102	
REMS saw blade 200-2.5 metal, also stainless steel, ≥ 3 mm	200	2.5	HSS-Bi flexible		red	5		561109	
REMS saw blade 280-2.5 metal, also stainless steel, ≥ 3 mm	280	2.5	HSS-Bi flexible		red	5		561112	

German Quality Product



REMS saw blades for wood and metal → REMS Puma, REMS Cat, REMS Tiger, etc.	Length mm	Tooth pitch mm	Material*	Teeth	Colour			Art.-No.	
REMS saw blade 210-1.8/2.5 round tip, no sticking pallets, wood, wood with nails, metal ≥ 2.5 mm	210	Combo 1.8/2.5	HSS-Bi flexible		black	5		561113	
REMS saw blade 150-2.5 wood, wood with nails, pallets, metal ≥ 3 mm	150	2.5	HSS-Bi flexible		black	5		561110	
REMS saw blade 225-2.5 , extra thick, for disassembly wood, wood with nails, metal ≥ 3 mm	225	2.5	HSS-Bi		black	3		561114	
REMS saw blade 300-2.5 , extra thick, for disassembly wood, wood with nails, metal ≥ 3 mm	300	2.5	HSS-Bi		black	3		561116	
REMS saw blade 300-4.2 wood	300	4.2	WS		black	5		561111	
REMS saw blade 225-3.2/5.0 wood, wood with nails	225	Combo 3.2/5.0	HSS-Bi flexible		black	5		561117	
REMS saw blade 290-5.0/6.35 green wood	290	Combo 5.0/6.35	WS		black	5		561118	
REMS saw blade 150-6.35 wood	150	6.35	WS		black	5		561119	



REMS saw blades for different purposes → REMS Puma, REMS Cat, REMS Tiger, etc.	Length mm	Tooth pitch mm	Material*	Teeth	Colour			Art.-No.	
REMS saw blade 150-4.2 breeze blocks, plasterboard	150	4.2	WS		white	5		561115	
REMS saw blade 225-8.5 breeze blocks, hard wood	225	8.5	HM		white	1		561120	
REMS saw blade 300-8.5 breeze blocks, hard wood	300	8.5	HM		white	1		561121	
REMS saw blade 400-8.5 breeze blocks, hard wood	400	8.5	HM		white	1		561122	
REMS saw blade 235-12 breeze blocks, pumice, brick	235	12	HM		white	1		561123	
REMS saw blade 300-12 breeze blocks, pumice, brick	300	12	HM		white	1		561124	
REMS saw blade 300-12 , extra high blade breeze blocks, pumice, brick	300	12	HM		white	1		561125	
REMS saw blade 200 cast iron etc.	200		HM-G		white	2		561126	



* HSS-Bi: bimetal high speed steel WS: tool steel HM: carbide HM-G: carbide-granulate

REMS Turbo Cu-INOX

Circular pipe sawing machine

Compact, portable circular pipe sawing machine for burr-reduced, right angle and rapid sawing. For stainless steel pipes, carbon steel pipes and copper pipes of the press fitting systems etc. Also for cutting thin-walled sections for front-wall installation. For job site and workshop.

Stainless steel pipes, carbon steel pipes, copper pipes and other materials	≤ Ø 76 mm
REMS saw blade	Ø 225 mm

REMS Turbo Cu-INOX – burr-reduced, right angle, rapid. Burr-reduced sawing through double clamping vice. Powerful, e.g. Ø 22 mm in only 4 s. Easy to transport.

Ideal for pressfitting systems

In accordance with requirements:

Dry sawing, so no damage to O-rings from lubricants.

Burr-reduced through double clamping vice.

Optimum cutting speed prevents degradation of pipe material through overheating.

Design

Compact, robust, job site-proven. Small in size, handy, portable, only 17 kg. Easy sawing through favourable leverage effect. Fast saw blade change. Precise sawing. Mark on the saw blade protection cover showing the saw blade cutting line. Connection for driving outer/inner pipe deburrer REMS REG 10–54 E. For workbench, stand or wheel stand as an accessory, for easy transport, optimum working height and stable positioning.

Universal double clamping vice

Robust, easy-running universal double clamping vice for burr-reduced sawing. Both pipe ends remain securely clamped during sawing. Easy, secure clamping also of thin-walled pipes through inclined jaw. Only one strong clamping spindle for both clamping sides ensures even, effortless and secure clamping of the material.

Drive


Robust gear, precisely mounted in roller and needle bearings, maintenance-free. Proven universal motor, 500 W. Powerful, e.g. stainless steel pipe Ø 22 mm in only 4 s. Ideal speed 60 rpm for optimum cutting speed and smooth sawing.

REMS saw blades

Top German quality. REMS circular saw blade HSS 225 × 2 × 32 mm, 220 teeth, for metal, adjusted to the efficiency of REMS Turbo Cu-INOX for sawing stainless steel tubes. Specially fine-toothed, hardened and ground. For easy and exact sawing. Prolonged durability. REMS circular saw blade HSS-E (cobalt alloyed) 225 × 2 × 32 mm, 220 teeth, for metal, for even better durability. Specially fine-toothed, hardened and ground.

Outer/inner pipe deburrer

Outer/inner pipe deburrer REMS REG 10–54 E for pipes Ø 10–54 mm, Ø ½–2 ½", for electric drive with the REMS Turbo Cu-INOX pipe circular sawing machine and others, see page 101.



German Quality Product



Info

Supply format

REMS Turbo Cu-INOX Basic. Circular pipe saw with universal double clamping vice for burr-reduced, right angle, rapid sawing. For stainless steel pipes, carbon steel pipes and copper pipes of the press fitting systems etc. Also for cutting thin-walled sections for front-wall installation. For REMS saw blade Ø 225 mm. With maintenance-free gear, proven universal motor 230 V or 110 V, 50–60 Hz, 500 W. Safety tip switch, saw blade protection cover. Speed 60 rpm. Ring spanner. Hexagon key. Without saw blade. For workbench, stand or wheel stand. In a carton.

	Art.-No.	
	849006	

Other voltages on request.

Accessories

Description	Art.-No.	
REMS circular saw blade HSS for metal, specially for stainless steel pipes, fine-toothed, 225 × 2 × 32 mm, 220 teeth.	849703	
REMS circular saw blade HSS-E (cobalt alloyed) circular saw blade HSS-E (cobalt alloyed) toothing, 225 × 2 × 32 mm, 220 teeth. Very long service life.	849706	
REMS REG 10–54 E outer/inner pipe deburrer, see page 101		
Stand	849315	
Wheel stand	849310	
REMS Jumbo , folding workbenches, see page 106.		
REMS Herkules , material supports, see page 107.		



REMS Turbo K

Universal circular metal sawing machine
with automatic cooling lubricant unit

Compact, mobile, universal circular metal sawing machine for installation, metal working and industry. For job site and workshop.

90°	78	55	70 × 50	50 × 50	40	40	50 × 30
45°	60	55	60 × 40	50 × 50	40	40	50 × 30

REMS saw blade Ø 225 mm

REMS Turbo K – the most powerful in its class.
Progressive drive, e.g. 2" steel pipe in only 5 s.
Easy to transport.

Design

Compact, robust, job site-proven. Small in size, handy, portable, complete only 22 kg. Automatic cooling lubricant unit. Easy sawing through favourable leverage effect. Fast saw blade change. Precise sawing. For workbench, stand or wheel stand as an accessory, for easy transport, optimum working height and stable positioning.

Universal vice

Robust, easy-running universal vice with strong clamping spindle and large clamping lever for effortless, secure clamping of the material. Standard with clamp insert for thin-walled pipes. Quick setting of bevel angle thanks to clearly laid out scale and clamping lever. Simple, sturdy length stop.

Drive


Robust, maintenance-free gear, precisely mounted in roller and needle bearings. Proven universal motor, 1200 W. Extremely strong and powerful, e.g. 2" steel pipe in only 5 s. Ideal speed 115 rpm for fast and smooth sawing.

REMS saw blades

Top German quality. REMS universal circular saw blade HSS 225 × 2 × 32 mm for metal, 120 teeth, adjusted to the efficiency of REMS Turbo K. Specially toothed, hardened and ground. For easy and exact sawing. REMS universal circular saw blade HSS 225 × 2 × 32 mm, 220 teeth, adjusted for sawing stainless steel. Specially fine-toothed, hardened and ground. For an even better durability, REMS universal circular saw blade HSS-E (cobalt alloyed) 225 × 2 × 32 mm, 220 teeth. Specially fine-toothed, hardened and ground.

Kühlschmierstoffe

REMS Sanitol and REMS Spezial (page 49). High lubricating and cooling effect. Essential for clean cuts, long service life of saw blades and machine.



German Quality Product



Info

Supply format

REMS Turbo K Basic. Universal circular metal sawing machine with automatic cooling lubricant unit. For straight cuts and bevel cuts up to 45°. For REMS saw blade Ø 225 mm. Maintenance-free gear. Proven, powerful universal motor 230 V or 110 V, 50–60 Hz, 1200 W. Safety tip switch, saw blade protection cover, length stop. Clamp insert for thin-walled pipes. Speed 115 rpm. Ring spanner. Hexagon key. 1 filling of cooling lubricant REMS Spezial. Without saw blade. For workbench, stand or wheel stand. In a carton.

	Art.-No.
	849007

Other voltages on request.

Accessories

Description	Art.-No.
REMS universal circular saw blade HSS for metal, 225 × 2 × 32 mm, 120 teeth	849700
REMS circular saw blade HSS for metal, fine-toothed, 225 × 2 × 32 mm, 220 teeth	849703
REMS circular saw blade HSS-E (cobalt alloyed) for metal, fine-toothed, 225 × 2 × 32 mm, 220 teeth. Very long service life.	849706
Electronic speed regulator for hard-to-machine materials, e.g. stainless steel pipes, hard cast iron pipes. Fixed, optimum speed.	565051
Cooling lubricants see page 49.	
Stand	849315
Wheel stand	849310
REMS Jumbo , folding workbenches, see page 106.	
REMS Herkules , material supports, see page 107.	

